

HIGH SPEED 1-EDGE

TOP & BOTTOM DRIVE

CARTON SEALING SOLUTION



VERSATILE

EDGE SEALING OPTIONS

FOR YOUR APPLICATION

QUICK HIGHLIGHTS

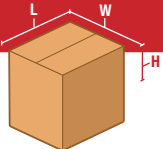
SEALS UP TO 45 CARTONS PER/MIN.*
*SPEED DEPENDENT ON CARTON SIZE AND MACHINE OPTIONS

- Great for Subscription Based Applications
- Increase Throughput for Edge Sealing Boxes
- Top & Bottom Drive System
- Provides a Flap Tuck & Flap Edge Lock Seal
- Multiple Variations for Edge Sealing Available

CARTON RANGE

Specifications based on MT1EBL11-2

Length (min. - max.)	Width (min. - max.)	Height (min. - max.)
(6.0" - U)	(5.25" - 14.25")	(1.5" - 7.5")



MT1E MANUAL TOP & BOTTOM 1-EDGE CARTON SEALER

The BestPack™ MT1E Series is a 1-edge high-speed semi-automatic uniform carton sealer using pressure sensitive tape. The MT1E is available in either 1-edge bottom left, 1-edge bottom right, 1-edge top left, or 1-edge top right. This 1-edge sealer is an operator fed adjustable sealer that can also be converted to an operator free adjustable 1-edge sealer with the addition of a matching adjustable indexer. Depending on the motor drive speed used the MT1E can reach cartons speeds of over 45 cartons per minute. This sealer excels at one edge sealing clamshell, flap tuck and flap edge lock type cartons both in corrugated and chipboard.



FREE PRODUCT SUPPORT:
TRAINING VIDEOS | ONLINE MANUALS | TECH SUPPORT

*CONTACT YOUR LOCAL BESTPACK REPRESENTATIVE FOR MORE INFORMATION
WWW.BESTPACK.COM

VERSION 5.0_0224



2 TOP & 1 BOTTOM BELT DRIVES

Gently pulls product through while reducing less wear & tear on parts.




FRONT INTERLOCK SAFETY GATES

Providing safety and preventing workplace injury.



ADJUSTABLE EDGE SEAL

Adjustable tape tab length with multiple application.



GUIDE RAILS

Centers carton for a clean, consistent seal.



EMERGENCY STOP & START BUTTON

Instantly shuts off power during emergencies, offers easy access for operator to restart machine.

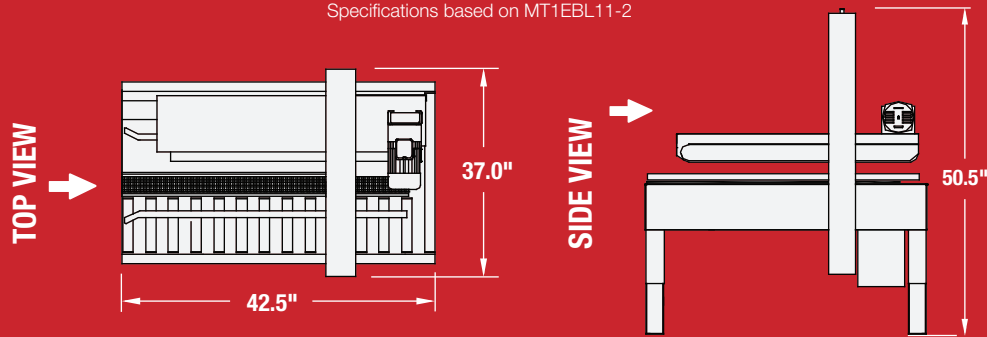


ACCESSIBLE TECHNICAL SUPPORT

Convenient technical support is readily available via a QR code on solution.

MACHINE FOOTPRINT

Specifications based on MT1EBL11-2



Note: Dimensions are all subject to change without prior notification.

OPTIONS

- Multi-Tab Sealing
- High-Speed Motor Upgrade (up to 125 ft.)
- Indexer (Fully Automatic Function)
- Heavy Duty Locking Casters

POPULAR MT1E MODELS

PLEASE REFER TO COMPARISON CHART FOR COMPLETE LIST OF MODELS.

MODEL	MACHINE DIMENSIONS LENGTH x WIDTH x HEIGHT	CARTON RANGE* LENGTH (min. - max.) x WIDTH (min. - max.) x HEIGHT (min. - max.)	CONVEYOR HEIGHT HEIGHT (min. - max.)	CARTONS PER MIN.	SHIPPING WEIGHT (LBS)	POWER REQUIREMENTS	AIR REQUIREMENTS
MT1EBL11-2 2" Tape Head *Bottom Left Edge	(42.5") x (37.0") x (50.5")	(6.0" - U)** x (5.25" - 14.25") x (1.5" - 7.5")	(22.5" - 30.0")	Up to 45	350	110 Volts 60 Hz 1.9 A, 122 watts/motor	50 PSI, 5 SCFM
MT1EBR11-2 2" Tape Head *Bottom Right Edge	(42.5") x (37.0") x (50.5")	(6.0" - U)** x (5.25" - 14.25") x (1.5" - 7.5")	(22.5" - 30.0")	Up to 45	350	110 Volts 60 Hz 1.9 A, 122 watts/motor	50 PSI, 5 SCFM
MT1ETL11-2 2" Tape Head *Top Left Edge	(42.5") x (37.0") x (50.5")	(6.0" - U)** x (5.25" - 14.25") x (1.5" - 7.5")	(22.5" - 30.0")	Up to 45	350	110 Volts 60 Hz 1.9 A, 122 watts/motor	50 PSI, 5 SCFM
MT1ETR11-2 2" Tape Head *Top Right Edge	(42.5") x (37.0") x (50.5")	(6.0" - U)** x (5.25" - 14.25") x (1.5" - 7.5")	(22.5" - 30.0")	Up to 45	350	110 Volts 60 Hz 1.9 A, 122 watts/motor	50 PSI, 5 SCFM

INFORMATION SUBJECT TO CHANGE WITHOUT NOTICE.

*OUTSIDE DIMENSIONS ONLY
U - UNLIMITED
** 9.5" MIN. LENGTH IF FED BY INDEXER



BESTPACK

For more information please go to:
WWW.BESTPACK.COM or call us at **1.888.588.2378**

© 2024 BestPack Packaging Systems. All rights reserved. This document is BestPack Public Information.