

The Ecommerce

STAINLESS

CARTON SEALING SOLUTION



BESTPACK'S INNOVATIVE

"Soft Touch" System

SO YOUR PRODUCT WON'T GET DAMAGED

QUICK HIGHLIGHTS

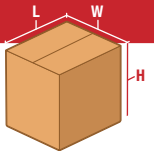
SEALS UP TO 15 CARTONS PER/MIN.*
*SPEED DEPENDENT ON CARTON SIZE AND MACHINE OPTIONS

- BestPack's Innovative "Soft Touch" Pneumatic System is Gentle on Cartons
- Mounting of Electrical Box on Either Side
- Dual Telescoping Masts
- Seals Random Size Cartons without Stopping for Adjusting

CARTON RANGE

Specifications based on RS22-2S

Length (min. - max.) (6.0" - U)	Width (min. - max.) (4.25" - 20.0")	Height (min. - max.) (4.0" - 21.0")
----------------------------------------------	--------------------------------------------------	--------------------------------------------------



RS-S STAINLESS RANDOM SIDEDRIVE

The BestPack™ RS Stainless Steel Series is a Semi-Automatic Random Tape Carton Sealer built for speed and rugged dependability. Using side belt drives, the RS-S easily seals a wide range of random carton weights and sizes, with masts that allow for an extra 4" of carton height on the upper assembly. Able to effectively seal very light to very heavy cartons, BestPack's RS Stainless Steel Series sealers are used where there are wet environments. Units are available for either splash resistant or wash-down applications.



FREE PRODUCT SUPPORT:
TRAINING VIDEOS | ONLINE MANUALS | TECH SUPPORT

*CONTACT YOUR LOCAL BESTPACK REPRESENTATIVE FOR MORE INFORMATION


WWW.BESTPACK.COM

VERSION 5.0_0324



BESTPACK'S "SOFT TOUCH" SYSTEM

Air powered belt drive and sealing section decreases product damage while maintaining presentation.




SIDE BELT DRIVE SYSTEM

Gently pulls product through while reducing less wear & tear on parts.



COMPLETE BED ROLLER SYSTEM

Increase through put while reducing strain on the motor.



INFEED AND EXIT LIMIT SWITCHES

Starts and resets upon activation, decreases energy consumption and risk of injury.



ACCESSIBLE TECHNICAL SUPPORT

Convenient technical support is readily available via a QR code on solution.

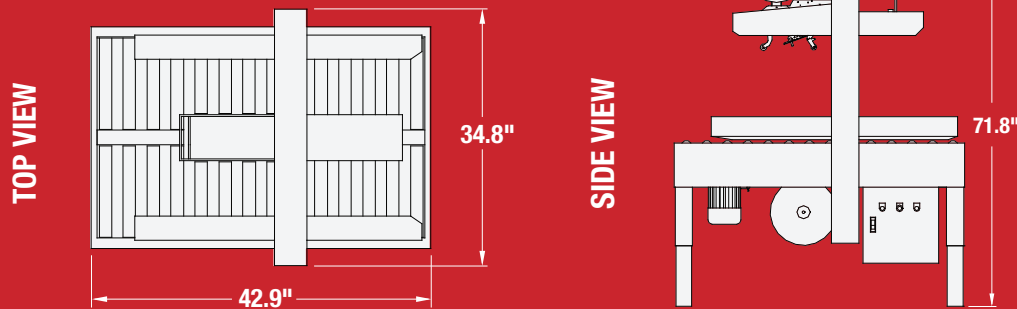


CNC CUT AND WELDED FRAME/LEGS

4x longer lasting than bolted frames.

MACHINE FOOTPRINT

Specifications based on RS22-2S



Note: Dimensions are all subject to change without prior notification.

OPTIONS

- Additional Safety Options
 - Interlock Safety Gates
- Low Tape/No Tape Monitoring
- Prepositioning
- Infeed/Exit Conveyor and Casters
- High-Speed Options (Up to 125 ft. per min.)
- Stainless Steel Option
 - IP52 (Wipe Down)
 - IP56 (Wash Down)

POPULAR RS-S MODELS

PLEASE REFER TO COMPARISON CHART FOR COMPLETE LIST OF MODELS.

MODEL	MACHINE DIMENSIONS LENGTH x WIDTH x HEIGHT	CARTON RANGE* LENGTH (min. - max.) x WIDTH (min. - max.) x HEIGHT (min. - max.)	CONVEYOR HEIGHT HEIGHT (min. - max.)	CARTONS PER MIN.	SHIPPING WEIGHT (LBS)	POWER REQUIREMENTS	AIR REQUIREMENTS
RS22-2S 2" Tape Head	(42.9") x (34.8") x (71.8")	(6.0" - U) x (4.25" - 20.0") x (4.0" - 21.0")	(20.5" - 30.0")	Up to 15	432	110 Volts 60 Hz	55-80 PSI, 5 SCFM
RS22-3S 3" Tape Head	(42.9") x (34.8") x (71.8")	(6.0" - U) x (5.25" - 21.0") x (4.0" - 21.0")	(20.5" - 30.0")	Up to 15	432	110 Volts 60 Hz	55-80 PSI, 5 SCFM
RS23-2S 2" Tape Head	(42.9") x (34.8") x (76.0")	(6.0" - U) x (4.5" - 20.0") x (4.0" - 30.0")	(20.5" - 30.0")	Up to 12	464	110 Volts 60 Hz	55-80 PSI, 5 SCFM
RS23-3S 3" Tape Head	(42.9") x (34.8") x (76.0")	(6.0" - U) x (5.5" - 21.0") x (4.0" - 30.0")	(20.5" - 30.0")	Up to 12	464	110 Volts 60 Hz	55-80 PSI, 5 SCFM

INFORMATION SUBJECT TO CHANGE WITHOUT NOTICE.

*OUTSIDE DIMENSIONS ONLY
U - UNLIMITED
ALL MODELS AVAILABLE IN HIGH SPEED



For more information please go to:
WWW.BESTPACK.COM or call us at **1.888.588.2378**