


# RANDOM CARTON

*INDEXER SOLUTION*



**CENTERING & TIMING**

*RANDOM CARTONS*


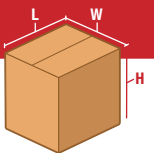
## QUICK HIGHLIGHTS

- Pairs well with an RS or RQ for a Low Cost Fully Automatic Random Solution
- Automatically Centers & Times Cartons Before Going into a Semi-Automatic Random Sealer
- Works Well When the Application Has Top Flaps Tabbed

## CARTON RANGE

Specifications based on CRX20H

Length (min. - max.)	Width (min. - max.)	Height (min. - max.)
(9.0" - 30.0")	(6.3" - 20.0")	(4.0" - 21.0")



## CRX USED FOR CENTERING & TIMING RANDOM CARTONS

The CRX automatically centers and times a carton into the modified Semi-Automatic Random Sealer thereby allowing the sealer to function as a Low Cost Fully Automatic Carton Sealer. This application requires the top flaps to have been already closed and tabbed closed by either a label or a small piece of tape before being completely sealed top and bottom by the random sealer. The two units cost much less than a standard fully automatic random sealer and has a smaller footprint where space may be an issue.



**FREE PRODUCT SUPPORT:**  
**TRAINING VIDEOS | ONLINE MANUALS | TECH SUPPORT**

\*CONTACT YOUR LOCAL BESTPACK REPRESENTATIVE FOR MORE INFORMATION

[WWW.BESTPACK.COM](http://WWW.BESTPACK.COM)

VERSION 5.1\_1124




### RANDOM SELF-CENTERING ARMS

Centering random sized cartons before going into the carton sealer to ensure a secure seal.




### ADJUSTABLE TIMER

Add or reduce the amount of time your carton needs before going into the carton sealer.



### MAINTENANCE FREE AIR CYLINDERS

Uses Heavy Duty SMC oil-less cushioned air-cylinders.



### CNC CUT AND WELDED FRAME/LEGS

4x longer lasting than bolted frames



### UL APPROVED ELECTRICAL PARTS

Demonstrating strict adherence to safety standards and regulations.

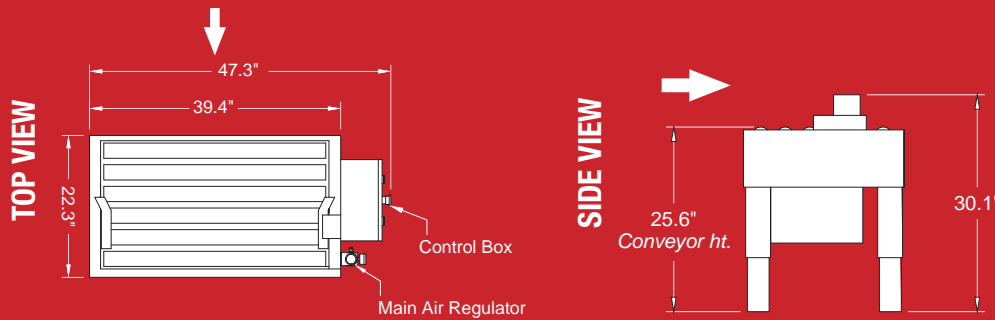


### POWERED ROLLERS (DROP & STOP FEATURE)

Spaces out the cartons, reduces tipping with a drop-style indexer, and eases the infeed transition.

## MACHINE FOOTPRINT

Specifications based on CRX30H



Note: Dimensions are all subject to change without prior notification.

## OPTIONS

- Heavy Duty Locking Casters
- Available in Stainless Steel

## POPULAR CRX MODELS

PLEASE REFER TO COMPARISON CHART FOR COMPLETE LIST OF MODELS.

MODEL	MACHINE DIMENSIONS LENGTH x WIDTH x HEIGHT	CARTON RANGE LENGTH (min. - max.) x WIDTH (min. - max.) x HEIGHT (min. - max.)	CONVEYOR HEIGHT HEIGHT (min. - max.)	SHIPPING WEIGHT (LBS)	POWER REQUIREMENTS	AIR REQUIREMENTS
CRX20H	(39.5") x (22.3") x (25.6")	(9.0" - 30.0") x (6.3" - 20.0") x (4.0" - 21.0")	(20.5" - 30.0")	260	110 Volts 60 Hz	90 PSI, 5 SCFM

INFORMATION SUBJECT TO CHANGE WITHOUT NOTICE.



For more information please go to:  
**WWW.BESTPACK.COM** or call us at **1.888.588.2378**