

COMPACT DESIGN WITH A BIG IMPACT!

CARTON ERECTING SOLUTIONS




UNLOCK THE POWER OF DATA
REAL-TIME DATA FROM ANYWHERE




QUICK HIGHLIGHTS

SEALS UP TO 15 CARTONS PER/MIN.*
*SPEED DEPENDENT ON CARTON SIZE

- Compact Footprint to Improve Setup Time and Maximize Floorspace
- Vacuum Pump System for Dedicated Air to the Suction Cup System
- Foldable Hopper Design for Compact Shipping and Storage
- Includes Carton on Demand Sensors
- Includes our Data Advantage System
 - Realtime Monitoring Dashboard
 - Advanced Performance Analytics/Metrics
 - Increased Productivity and Reduced Downtime
- **Carton Size Must Meet Hopper Range**
Length+Width (MIN. - MAX.): (13.0"-46.0")



CARTON RANGE

Specifications based on ELVSCR22-2
*Height includes both the carton and its open top flaps.

Length (min.-max.)	Width (min.-max.)	Height (min.-max.)
(7.5"-27.0")	(5.0"-20.0")	(6.0"-33.0")

BOX LIST REQUIRED



ELVS

AUTOMATIC L-TYPE SUCTION CUP CARTON ERECTOR

BestPack's ELVS is a new innovation, featuring a space savvy footprint. This new design is made to improve setup time and maximize on floor space without compromising on performance. The ELVS has an expanded carton range and doesn't require any tools to do a carton size changeover.




FREE PRODUCT SUPPORT:
TRAINING VIDEOS | ONLINE MANUALS | TECH SUPPORT

*CONTACT YOUR LOCAL BESTPACK REPRESENTATIVE FOR MORE INFORMATION
WWW.BESTPACK.COM



FOLDABLE HOPPER DESIGN

For easy shipping, storage, and maximizing floor space.



VACUUM PUMP GUARD

Hide your vacuum pump to remove an additional safety hazard. Can easily slide out for maintenance.



HMI - HUMAN MACHINE INTERFACE

Conveniently check the status or troubleshoot your machine on the control panel.



ACCESSIBLE TECHNICAL SUPPORT

Convenient technical support is readily available via a QR code on solution.



IMPROVED PICK UP ARM DESIGN

Quickly adjust pick-up arms for carton size changes, boosting machine throughput and efficiency.



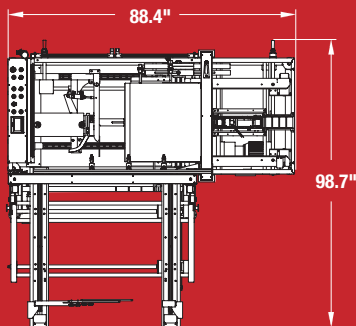
BEST CARTON RANGE-TO-FOOTPRINT RATIO

A single machine model to handle a wide carton range while maintaining a small footprint.

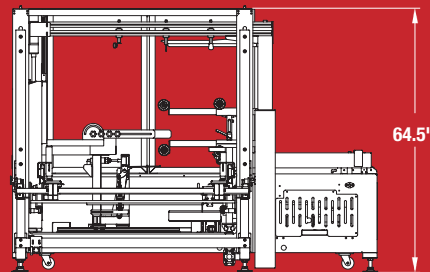
MACHINE FOOTPRINT

Specifications based on ELVSCR22-2

TOP VIEW



SIDE VIEW



Note: Dimensions are all subject to change without prior notification.

OPTIONS

- Spare Parts Kit
- Exit Conveyor
- Food Grade 304 Stainless Steel
- Safety Gates
- Continuous-Feed Hopper

POPULAR ELVS MODELS

PLEASE REFER TO COMPARISON CHART FOR COMPLETE LIST OF MODELS.

MODEL	MACHINE DIMENSIONS LENGTH x WIDTH x HEIGHT	CARTON RANGE* LENGTH x WIDTH x HEIGHT (min. - max.)	HOPPER RANGE LENGTH + WIDTH (min. - max.)	CONVEYOR HEIGHT HEIGHT (min. - max.)	CARTONS PER MIN.	SHIPPING WEIGHT (LBS)	POWER REQUIREMENTS	AIR REQUIREMENTS
ELVSC22-2H 2" Tape Head	(88.4") x (98.7") x (64.5-69.2")	(7.5" - 27.0") x (5.0" - 14.5") x (6.0" - 14.0")	(13.0" - 46.0")	(25.5" - 31.5")	15	1,800	110 Volts 60 Hz	80 PSI, 10 SCFM
ELVSCR22-2H 2" Tape Head	(88.4") x (98.7") x (64.5-69.2")	(7.5" - 27.0") x (5.0" - 14.5") x (6.0" - 14.0")	(13.0" - 46.0")	(25.5" - 31.5")	15	1,800	110 Volts 60 Hz	80 PSI, 10 SCFM
ELVSC22-3H 3" Tape Head	(88.4") x (98.7") x (64.5-69.2")	(7.5" - 27.0") x (5.0" - 14.5") x (6.0" - 14.0")	(13.0" - 46.0")	(25.5" - 31.5")	15	1,800	110 Volts 60 Hz	80 PSI, 10 SCFM
ELVSCR22-3H 3" Tape Head	(88.4") x (98.7") x (64.5-69.2")	(7.5" - 27.0") x (5.0" - 14.5") x (6.0" - 14.0")	(13.0" - 46.0")	(25.5" - 31.5")	15	1,800	110 Volts 60 Hz	80 PSI, 10 SCFM

INFORMATION SUBJECT TO CHANGE WITHOUT NOTICE.

ALL MODELS AVAILABLE IN FOOD GRADE 304 STAINLESS STEEL.
*HEIGHT INCLUDES BOTH THE CARTON HEIGHT AND ITS OPEN TOP FLAPS



For more information please go to:
WWW.BESTPACK.COM or call us at **1.888.588.2378**

© 2025 BestPack Packaging Systems. All rights reserved. This document is BestPack Public Information.